

See the World Through an Apple Pie

Sherrie Stocchetti
VIT CUSD #2
1502 E US 136
Table Grove IL 61782

Promoting Geographic Knowledge Through Literature Workshop July 7-19, 2002

A. Preview of Main Ideas:

The apple pie reminds people of traditional America, but did you know only one ingredient comes originally from the United States. Semolina wheat comes from Italy. You have to go to France to get a chicken to lay the egg. Then of course you must visit Sri Lanka to find the best cinnamon from the bark of the kurundu tree. Pick up a cow in England for fresh milk. Grab some salty seawater on your way to Jamaica for sugar. Finally, go to Vermont for the best apples. Can you believe all the different countries involved in making good old American apple pie?

B. Connection with the Curriculum:

This lesson can be used in Geography, Social Studies, Language Arts, or Math.

C. Suggested Grade Levels: 1-3

D. Geography Essential Elements:

Spatial #1

Places and Regions #4

Human Systems #11

E. Materials:

“How to Make an Apple Pie and See the World

by Marjorie Priceman

- Map of the World (see appendix)
- Pictures of the ingredients on a map (see appendix)
- Pencil
- Crayons
- Worksheet of Vocabulary words (See appendix)
- Apple Jacks Cereal
- Apple Pie Ingredients (see back of book for recipe)

F. Suggested Procedure for Lesson:

1. Help students prepare for reading the story by discussing what they know about apples and apple pies. You can do this by asking the students if they have ever eaten an apple or baked an apple pie. Discuss what ingredients they think they will need to make an apple pie.
2. Introduce the vocabulary words your students will need to read the story. Also, at this time discuss some of the slang that is used in the story. For example, talk about the phrase "...brush up on your Italian."
3. Students will play Applo. It is played like Bingo, but with the vocabulary words and the Apple Jacks Cereal. The teacher says the definition while the students find the correct word to match that definition.
4. The teacher does a picture walk of the book talking about the different countries and their products.
5. Read aloud the story to the students aloud.

6. Pass out the map of the world to the students and have them get out 8 different colored crayons and a pencil. Go back through the story and have the students color and label the different countries and the ocean the main character traveled through.
7. The students will then reread the story with a partner.
8. Pass out the map with the pictures of the ingredients. Without the book the students are to try to match the correct ingredient with the correct country.
9. As a class make an apple pie to conclude the lesson.

G. Assessing Student Learning:

1. Completed maps
2. The Applo game
3. Class discussion of the book

H. Extending the Lesson:

1. Talk about all the different kinds of apples that could have been used to make the apple pie. Then discover what each student's favorite kind of apple is by having a taste test. Then graph the results.
2. Talk about all the different ways apples are used and what comes from them. You can also discuss where they are located. The history of apples can be discussed in the aspect that mixing two different kinds created some apples.
3. Read Apple Picking Time by Michele Benoit Slawson. Then talk about how important apples are to the survival of the main characters family. Also talk about how she has grown since the past year and reaches her goal by perseverance.

4. Discuss more about the different customs and natural resources of the different countries discussed in the stories.

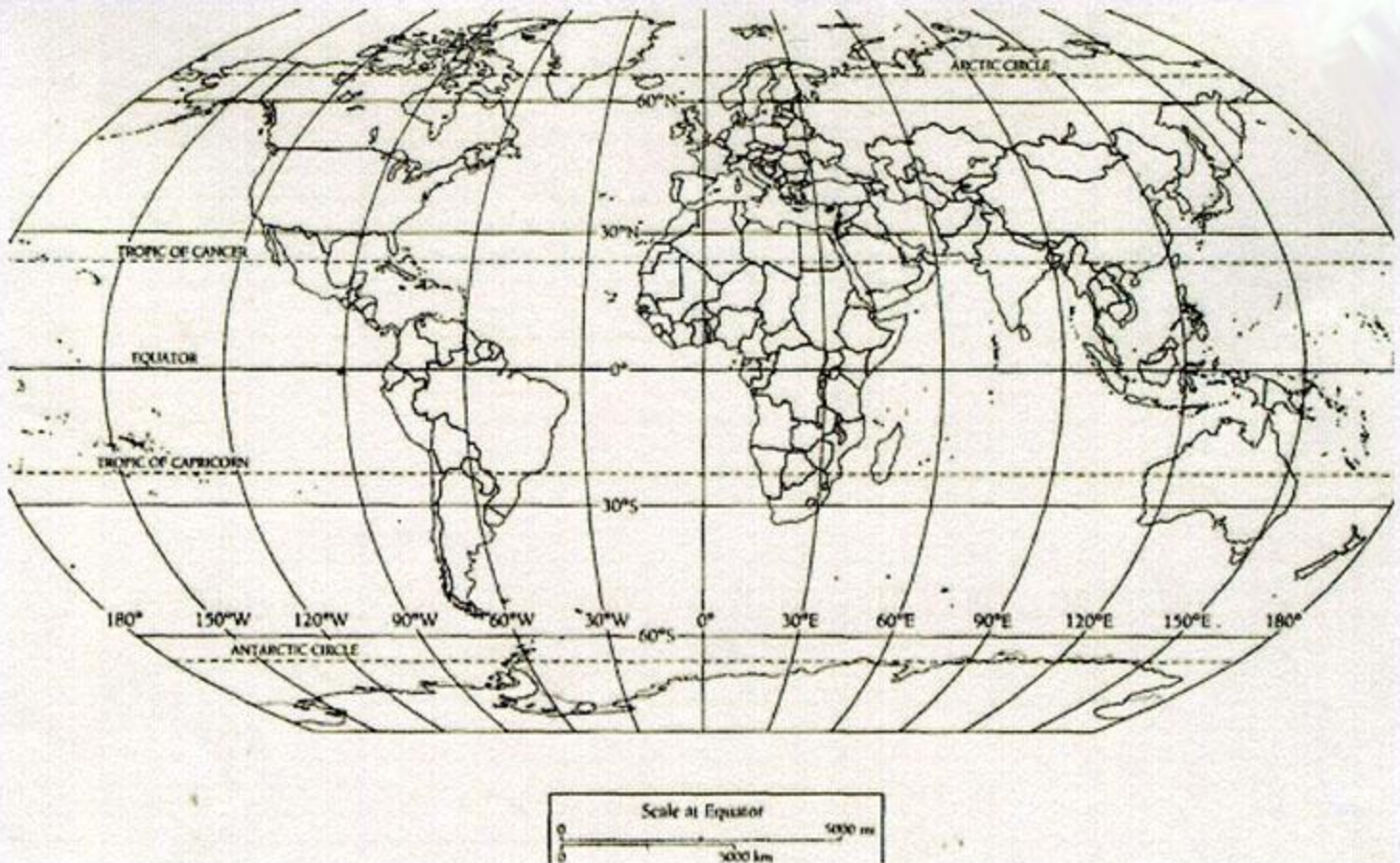
References:

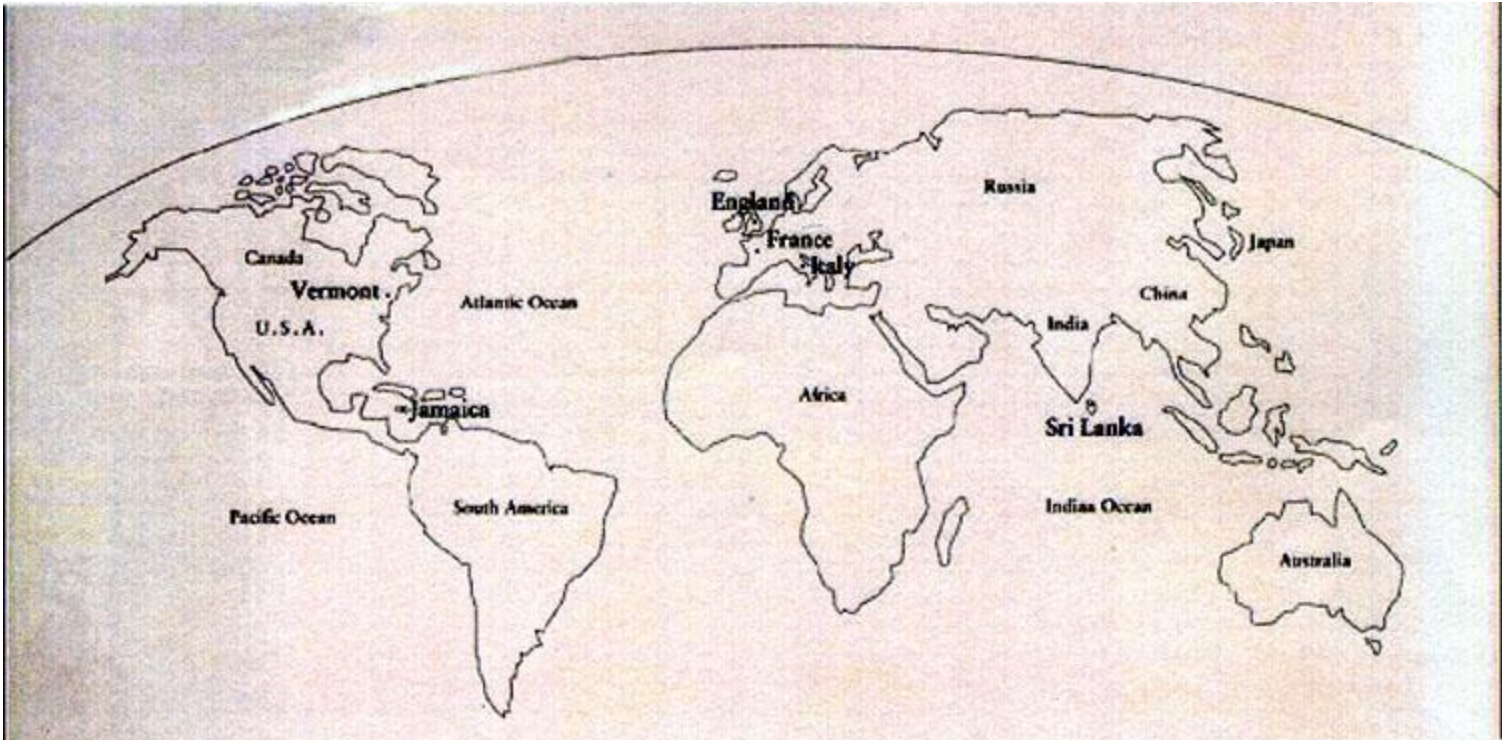
How to Make an Apple Pie and see the world, Marjorie Priceman,


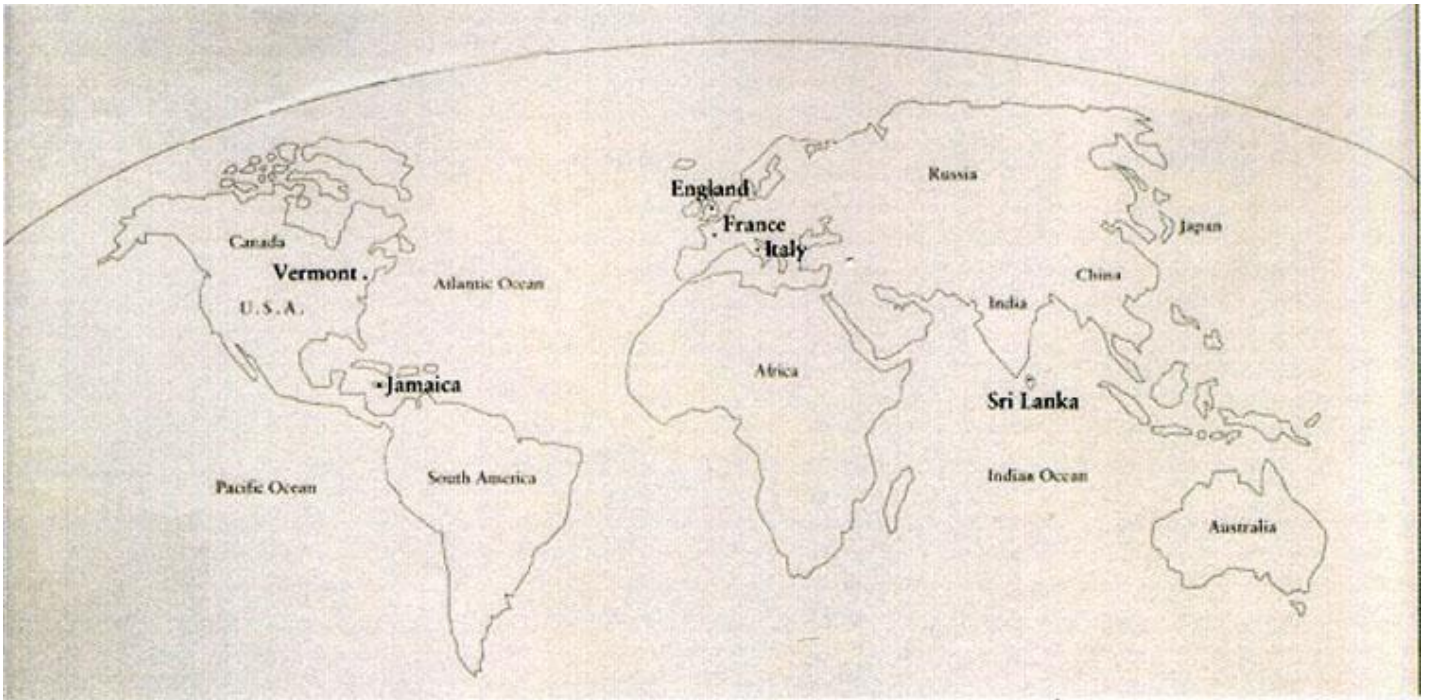
ISBN # 0-679-88083-6

Apple Picking Time, Michele Benoit Slawson,

ISBN # 0-517-88575-1







Vocabulary Words

Words

ingredients

steamship

bound

kurundu

acquaintance

Places

Europe

Italian

France

Sri Lanka

Indian Ocean

semolina

England

charming

Vermont

coax

Jamaica

accent

plantation

evaporate

persuade

APPLO

