



Pat Vaughan
Illinois Geographic Alliance
2007 Summer Institute

OVERVIEW

Nancy Hanks wonders what happens to her son. Assorted books about Lincoln will tell his life story with an emphasis on his final trip to Springfield, the funeral train.

GRADE LEVEL

4th – 6th grades

TIME NEEDED

4-5 class periods plus 2 weeks for students to read individual books

ILLINOIS LEARNING STANDARDS

Social Sciences: 17.A.2b Use maps and other geographic representations and instruments to gather information about people, places, and environments.

Social Sciences: 17.D.2b Identify different settlement patterns in Illinois and the United States and relate them to physical features and resources

Social Sciences: 16.A.2b Compare different stories about a historical figure or event and analyze differences in the portrayal in perspectives they present

Language Arts: 1.B.2a Establish purposes for reading, survey materials, ask questions, make predictions, connect, clarify and extend ideas.

OBJECTIVES

Students will read books about Abraham Lincoln, learning about his life experiences and places where he lived, as they note events from each decade of his life.

Students will plot the route of the funeral train from Washington, D.C., to Springfield, IL, on a map, identifying each city/state along the way.

Students will write a sympathy card to Mary Todd Lincoln from the perspective of a child watching the funeral train.

MATERIALS

Teacher:

- copy of poem, "Nancy Hanks" by Rosemary and Stephen Vincent Benet
- costume to portray Nancy Hanks Lincoln
- reference books about Lincoln, route of funeral train (on internet)
- Sweet Clara and the Freedom Quilt by Deborah Hopkinson
- photo of Lincoln to color
- graphic organizer of Lincoln, quilt samples

Students:

- Any book about Lincoln at appropriate reading level
- desk top map
- crayons/markers
- scissors
- glue

ADVANCED PREPARATION

Sew or obtain calico dress appropriate for Nancy Hanks Lincoln. Gather samples of quilts. Download funeral route of Lincoln's train. Collect numerous copies of Lincoln books from libraries at different reading levels.

INTRODUCING THE ACTIVITY

Dress as Nancy Hanks Lincoln. Assume her character and read the poem, "Nancy Hanks." Brainstorm for answers to the questions. Distribute books about Lincoln at each student's reading level.

PROCEDURES

Activity #1 – Listen to Sweet Clara and the Freedom Quilt as read by teacher, still dressed in period clothing. Discuss quilts that tell stories

Activity #2 – Graphic Organizer

Distribute graphic organizer in the shape of Lincoln. As students read their books, fill in each section of Lincoln with at least two events from each decade of his life and each state in which he resided.

Activity #3 - Construct a quilt depicting events from each decade of Lincoln's life. Draw story of Lincoln's life on 7-10 square blocks of construction paper. Construct quilt squares from colored paper and add to story squares, gluing onto large sheet of paper, making a small quilt.

Activity #4 – Plot the route of funeral train with sticky notes on map, naming city and state, and numbered in the correct order. Use the website for the route: <http://members.aol.com/RVSNorton1/Lincoln51.html>

Activity #5 – Discuss funeral customs and etiquette for card writing. See the website for funeral museum: www.funeralmuseum.org. Write a sympathy card to Mary Todd Lincoln from the perspective of a child watching the funeral train pass by.

CONCLUDING THE LESSON

Students will share information about Lincoln with their quilts. The poem, "Nancy Hanks," will be read again for the children to answer the questions after reading their books.

ASSESSING THE ACTIVITIES

Activity #2- Does the graphic organizer contain 1-2 events in each decade of Lincoln's life?

Activity #3 – Does the student's quilt show 7-10 squares about Lincoln in the correct order, some for each decade?

Activity #4 – Is the map labeled with train stops in the correct order with cities and states?

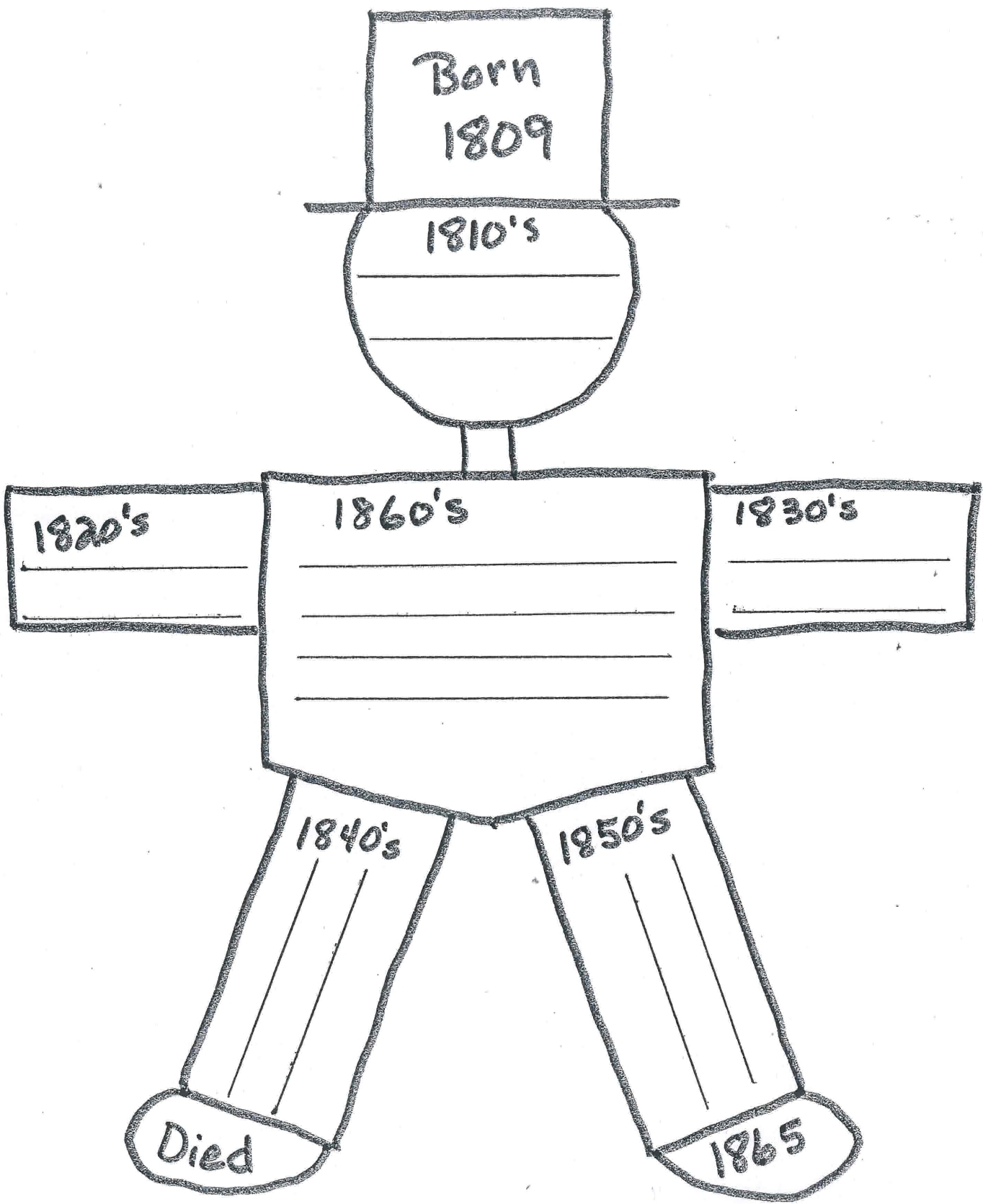
Activity #5 – Is the student's sympathy card written with correct spelling and grammar from the point of view of a child?

EXTENDING THE ACTIVITY


Quilt squares with math problems to reinforce math skills and learn about different quilt patterns: Patchwork Math 2 by Debra Baycura, Scholastic Books.

Invite a local mortician in to discuss funerals, mourning, customs, then and now. Visit the Funeral Museum in Springfield, IL, as a field trip or as an online virtual tour: www.funeralmuseum.org.

Write a poem that answers the questions in "Nancy Hanks." Share the poems in class.




Museum of Funeral Customs
1440 Monument Avenue
Springfield, IL 62702



This red marble marker sits directly above Lincoln's sarcophagus in the monument's burial chamber. The sarcophagus itself lies below the floor in a steel reinforced concrete crypt. It has remained there since 1901, after a major reconstruction project. The flags surrounding the marker represent four states that were homes to Lincoln's ancestors (Massachusetts, New Jersey, Pennsylvania, and Virginia) and the three states where Lincoln lived (Kentucky, Indiana, and Illinois). The U.S. and presidential flags are also included. Secretary of War Edwin M. Stanton's famous words, "Now he belongs to the ages," adorns the marble above and behind his marker. Mary Todd Lincoln and three of the Lincolns' sons are buried in a family crypt located behind visitors as they face Lincoln's marker. Their names are carved into the tomb's wall.

*The Museum's tomb model represents its appearance after a major reconstruction project in 1930-1931



Lincoln's Tomb

Dedicated
October 15, 1874

Shortly after Lincoln's assassination, a special public meeting met to determine the most appropriate method of memorializing their late president. A special committee from this meeting resolved itself into a National Lincoln Monument Association and was headed by Governor Richard Oglesby. Several prominent Springfield men, most personal friends of Abraham Lincoln, comprised the group, among them John T. Stuart, his first law partner, and O. M. Hatch, a friend and ex-Illinois secretary of state. The Association planned and began construction on a special vault for Lincoln located on the grounds chosen for the new statehouse, but Mrs. Lincoln objected, insisting that her husband rest forever in the city's rural Oak Ridge Cemetery. Honoring the first lady's wishes, the Association arranged for the president and his son Willie, who died in 1863 and traveled with his father to Springfield, to lay in the Cemetery's public receiving vault. In the meantime, workers began constructing a temporary vault where the president would lay until the completion of his National Monument and Tomb. On December 21, 1865, after verifying the remains, officials moved the president, Willie, and another son, Eddie, into this temporary vault.

In 1868, after a major fundraising campaign, the Association sent out a call for designs. They received thirty-seven designs, choosing one by Larkin G. Mead of Vermont. Mead, a sculptor, contracted to produce the exterior statuary while local contractor W. D. Richardson agreed to construct the monument itself.

Work proceeded on schedule, and by 1871, although not complete, the tomb was ready to receive its first interment, only it was not that of the president. Lincoln's son, Thomas ("Tad"), died of fever after returning from Europe. On July 17, 1871, Thomas became the first Lincoln to occupy the tomb. On September 19 of the same year, his father and two brothers joined him. At that time, those responsible decided to remove Lincoln's body from the wooden coffin where it lay and seal it in a metallic burial case.

The Association continued its efforts to raise the \$171,000 necessary to complete the tomb and monument. The total cost covered the construction of the monument, including the foundation, base, terrace, and obelisk, as well as the statuary of Lincoln and the four armed forces groups representing the infantry, cavalry, artillery, and navy that would adorn the obelisk's pedestal. Public enthusiasm and support was high and the Association was able to secure subscriptions to meet financial needs. Additionally, they secured the support of prominent individuals and families from four cities to underwrite the cost of the pedestal statuary. Consequently, the infantry group was a gift from the city of Chicago, the naval group was furnished by New York City, Boston donated the cavalry statue, while Philadelphia provided funds to finish the artillery group.

On October 9, 1874, officials removed Lincoln from his tomb, verified the remains once again, put his body in a lead-lined, red

cedar coffin, and placed him in a marble sarcophagus in preparations for the dedication of the Monument six days later. On that day, amidst an enormous crowd, including veterans of the Army of the Tennessee attending its Eighth Annual Reunion, the Monument was dedicated with speeches, music, and the unveiling of the Lincoln statue on the pedestal. At the end of his address, the Honorable Jesse K. Dubois, the Association's Vice President, hoped that "There may [he] rest in peace." But he wouldn't for some time.

Two years after the dedication, Lincoln's body escaped a failed attempt by a counterfeiting ring to steal his body and hold it for a ransom of \$200,000 and the freedom of the gang's imprisoned master engraver. In all, Lincoln's coffin has been moved 17 times, mainly due to reconstruction, and has been opened five times. The last time for both was September 26, 1901, when officials verified that the remains were Lincoln's and then set his coffin in a concrete crypt beneath the monument's floor surrounded by reinforced steel, in part to prevent further attempts at desecration. Despite additional reconstructions, Lincoln's remains have rested in peace since 1901. Thousands continue to journey to the tomb each year to pay their respects to one of the country's most revered leaders. It seems that the National Lincoln Monument Association completed its task of erecting a tribute that conveys the country's estimate placed upon his life, virtues, and public services.

1440 Monument Avenue
Springfield, IL 62702

The Embalming Of President Lincoln

April 15, 1865



Henry P. Cattell (1838-1915) embalmed President Lincoln while employed in the firm of Brown & Alexander, Embalming Surgeons. He served for three months in the Union Army in 1861 before joining Brown & Alexander. After his stint as an embalmer, Cattell became a lithographer after the war and then joined the Washington, D.C., police in 1880 from which he retired in 1914.



MUSEUM
OF FUNERAL
CUSTOMS

The news of Lincoln's assassination stunned the country. People throughout the North, and even some in the South, banded together like never before to mourn the loss of their President. Cities, large and small, made plans for official mourning, draping buildings and appointing officials to attend the funeral, the first great state funeral in America.

Lincoln died at Peterson's Boarding House at 7:22 a.m., on April 15, 1865. Soon after death was officially pronounced, Secretary of War Edwin Stanton and the military took over preparations for the funeral. Stanton arranged to have the martyred President embalmed and would eventually create a train schedule for Lincoln's final trip home. A detachment of soldiers placed the President's body in a coffin and then in a hearse and escorted him to the White House. With a small group of mostly medical men observing, two pathologists from the Army Medical Museum performed a cranial autopsy, recovering the fatal bullet.

Embalming immediately followed the autopsy. To perform the actual operation, Stanton called upon the firm of Brown & Alexander, Embalming Surgeons. They sent one of their employees, Henry P. Cattell. Cattell first positioned the body, closed the eyes, arched the eyebrows, and set the mouth in a slight smile. He also shaved the face

except for a short tuft at the chin. After closing the cranial incision, he began the arterial embalming. Cattell used the femoral artery (in the thigh) to inject the embalming fluid. The main preservative chemical in the solution was zinc chloride, extracted by dissolving sheets of zinc in hydrochloric acid. The embalming solution and method were both of a French nature, adopted by Brown & Alexander before the war. Lincoln did not receive any cavity treatment, as it was not a common practice at the time. Soon, Lincoln's body hardened to a marble-like state, ready for the amazing journey in store for it.

Persistent problems with skin discoloration around the eyes resulted from the grim nature of the murder. Due to a phenomena called transmitted force, the bullet's impact as it entered the back of the head cracked both of the skull's orbital plates in the front bruising the skin. With constant, but simple, cosmetic attention, the staff of Brown & Alexander, who traveled with the body, were able to keep Lincoln in a presentable viewing condition with the help of local embalmers and undertakers along the way. Though often noting these discolorations, newspaper accounts generally reported favorably on the president's appearance.

During the journey from Washington, D.C., to his final resting place in Springfield, Illinois, an estimated one million citizens

viewed Lincoln's body as it lay in repose in twelve cities along the funeral train's route. Lincoln's dramatic and spectacular funeral journey introduced embalming to a broad audience and popularized the procedure. With so many people viewing first-hand the benefits of embalming for both funerary and sanitary purposes, it began to earn a newly found acceptance. Within the next few decades, undertakers and families would adopt embalming on an increasing scale, until it finally became an established social, and in some cases religious, custom for Americans, especially of the Christian faith.

Cities where Lincoln lay in state:

Washington, DC
Baltimore, MD
Harrisburg, PA
Philadelphia, PA
New York, NY
Albany, NY
Buffalo, NY
Cleveland, OH
Columbus, OH
Indianapolis, IN
Chicago, IL
Springfield, IL